





Stitch-a-long 2 Outlander




Full





































5.2




Floss list for crosses

Use 2 strands of thread for cross stitch

N	Symbol	DMC #	Name	Stitches
1	 	151	Dusty Rose - Very Light	158
2	 	223	Shell Pink - Light	146
3	 	224	Shell Pink - Very Light	153
4	 	304	Red - Medium	190
5	 	310	Black	533
6	 	---	PREVIOUS STITCHES	---
7	 	436	Tan	102
8	 	746	Off White	68
9	 	778	Antique Mauve - Very Light	62
10	 	783	Topaz - Medium	105
11	 	797	Royal Blue	930
12	 	816	Garnet	43
13	 	919	Red Copper	11
14	 	921	Copper	117
15	 	936	Avocado Green - Very Dark	4

Floss list for backstitch

Use 1 strand of thread for backstitch unless otherwise stated.

N	Symbol	DMC #	Name	Strands	Units
1		783	Topaz - Medium		84

1	2	3	4
5	5.1	5.2	6
7			8
9	10	11	12

Thread Organizer Card

Print this page on cardstock and cut along the bold line. Use a hole punch to punch out the circles.

Stitch-A-Long 2 Outlander

DMC Floss

- | | | | | | |
|---|---|-----------------------------|--------------------------------|---|---|
|  |  | 151 Dusty Rose - Very Light | Antique Mauve - Very Light 778 |  |  |
|  |  | 223 Shell Pink - Light | Topaz - Medium 783 |  |  |
|  |  | 224 Shell Pink - Very Light | Royal Blue 797 |  |  |
|  |  | 304 Red - Medium | Garnet 816 |  |  |
|  |  | 310 Black | Red Copper 919 |  |  |
|  |  | 436 Tan | Copper 921 |  |  |
|  |  | 746 Off White | Avocado Green - Very Dark 936 |  |  |

 783